

KENT WEST

CORPORATE PARK

FOR LEASE

110,110 SF - SUITE 21902



THE ANDOVER
COMPANY, INC.

CORFAC INTERNATIONAL

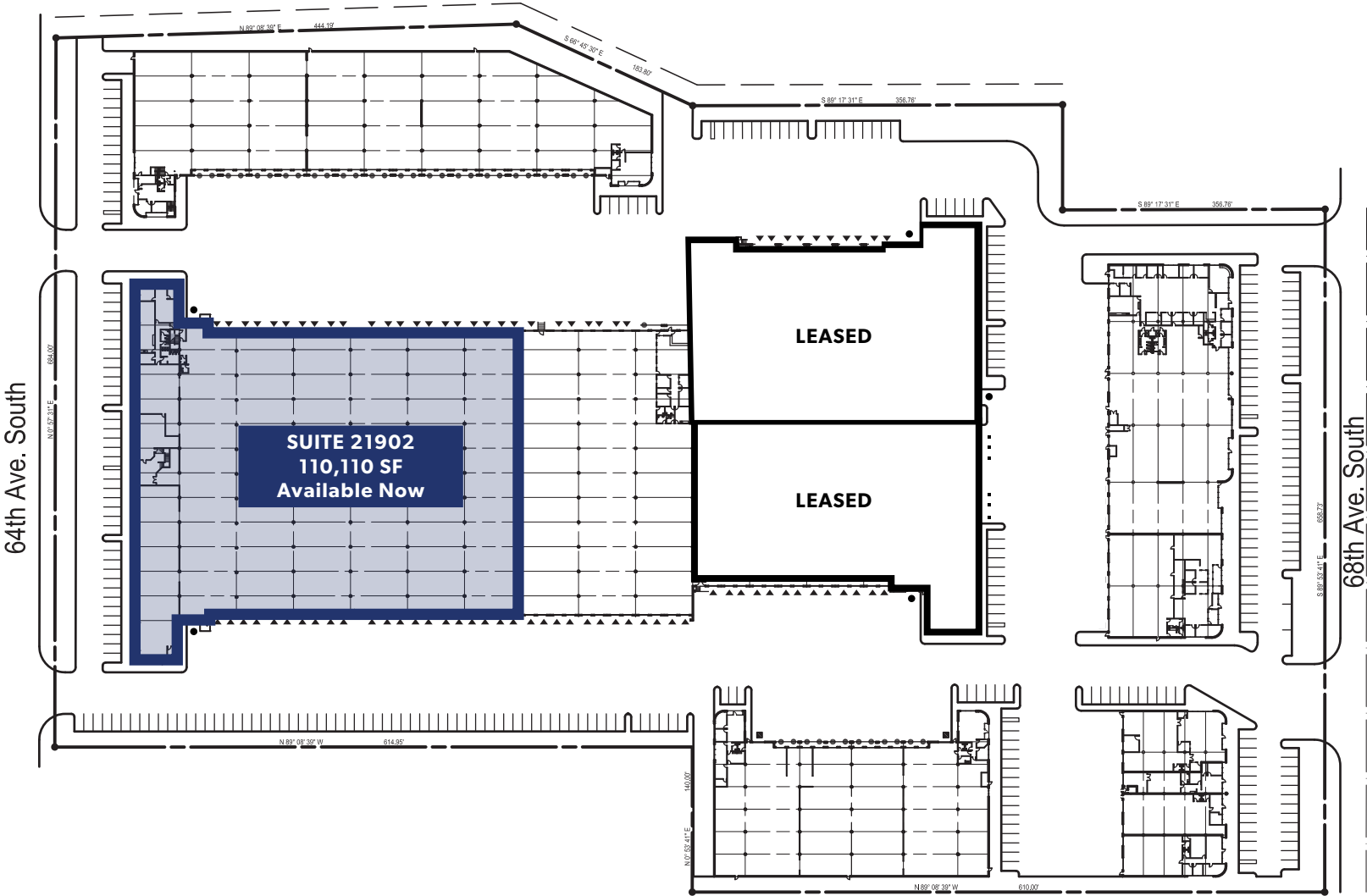
BRIAN BRUININKS, CCIM
(206) 336-5324
bbruininks@andoverco.com

SHANE MAHVI
(206) 336-5338
smahvi@andoverco.com

SITE PLAN

AVAILABLE:

110,110 SF - SUITE 21902



The information contained herein has been obtained from reliable sources, but is not guaranteed. A prospective buyer/tenant should verify each item relating to this property and all information contained herein.



110,110 SF TOTAL - CROSS LOADED

Size: 110,110 SF TOTAL - CROSS LOADED

Office Space: 13,502 SF TOTAL
(4,485 SF 1ST FLOOR, 9,017 SF 2ND FLOOR)

Clear Height: 24'

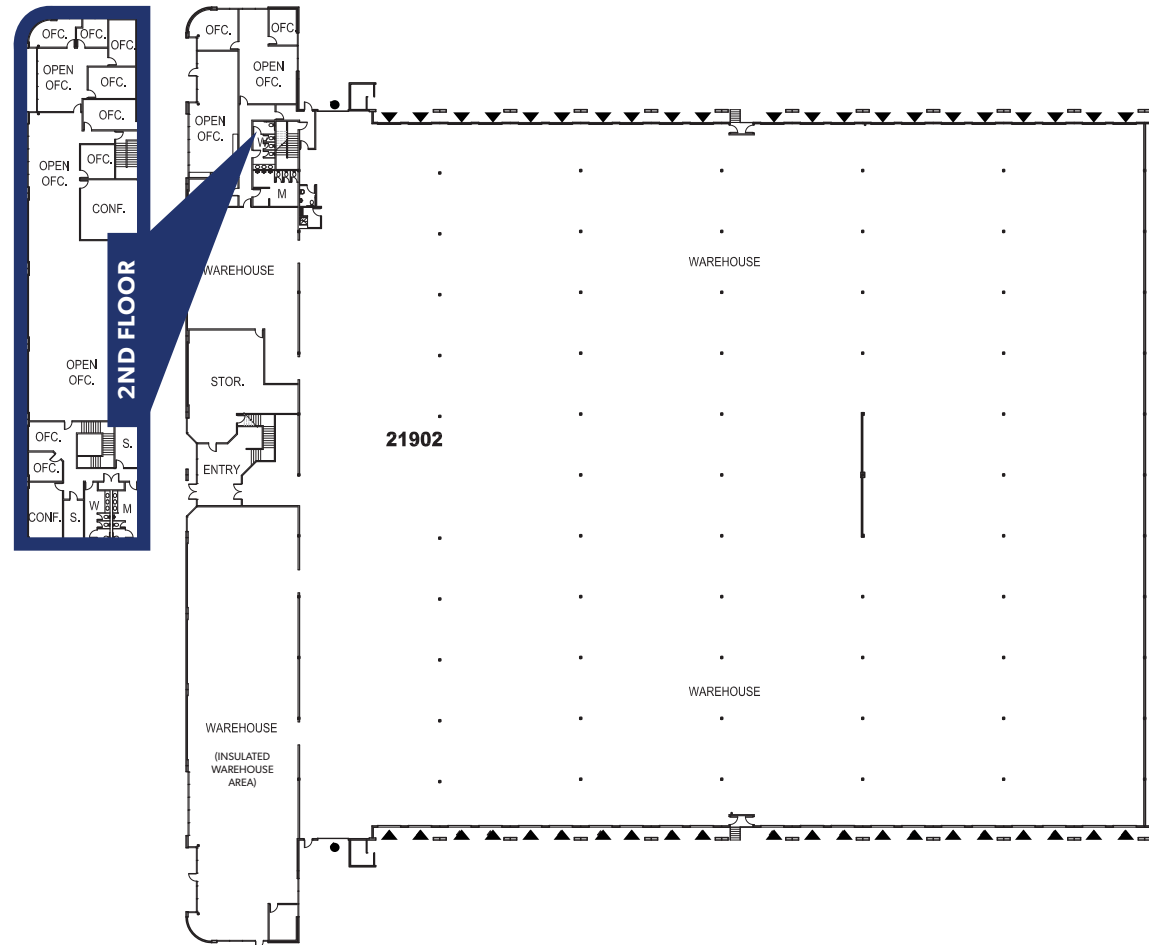
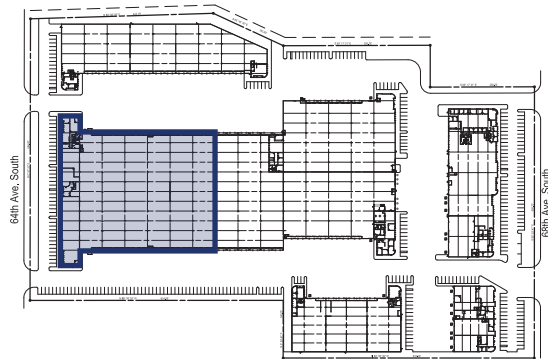
Docks: 42

Grade Level: 2 oversized (12' x 14')

Cross-Dock / Drive-Thru Capability

Small Insulated Warehouse Area

Available: **Now**



- ▲ Dock high door
- Drive-in door

21902 64TH AVE S
KENT, WA

BRIAN BRUININKS, CCIM
(206) 336-5324
bbreiniks@andoverco.com

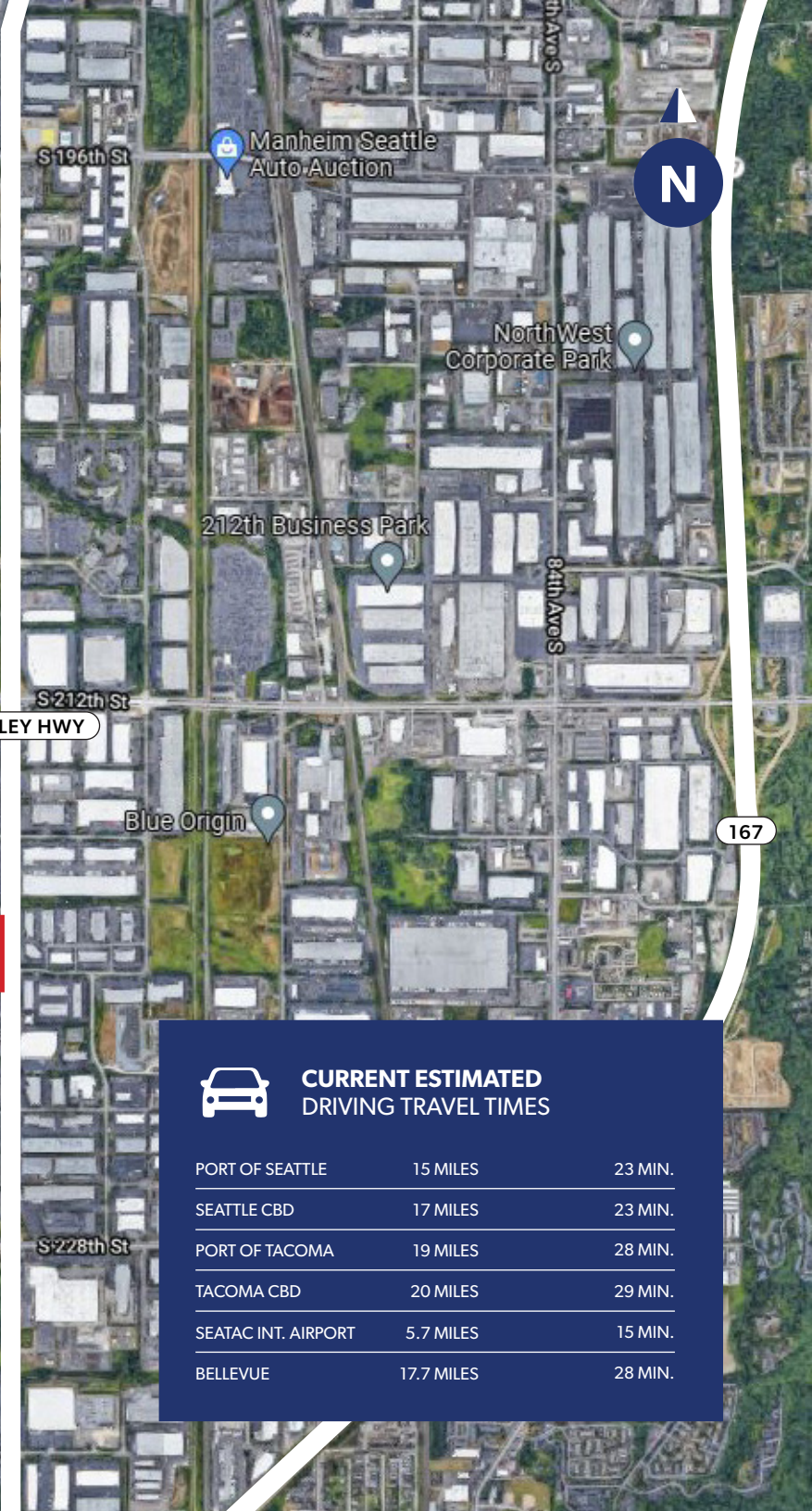
SHANE MAHVI
(206) 336-5338
smahvi@andoverco.com


 THE ANDOVER
COMPANY, INC.
CORFAC INTERNATIONAL

CONVENIENT COMMUTE



**KENT WEST
CORPORATE PARK**



	CURRENT ESTIMATED DRIVING TRAVEL TIMES	
PORT OF SEATTLE	15 MILES	23 MIN.
SEATTLE CBD	17 MILES	23 MIN.
PORT OF TACOMA	19 MILES	28 MIN.
TACOMA CBD	20 MILES	29 MIN.
SEATAC INT. AIRPORT	5.7 MILES	15 MIN.
BELLEVUE	17.7 MILES	28 MIN.

KENT WEST

CORPORATE PARK



BRIAN BRUININKS, CCIM
(206) 336-5324
bbruininks@andoverco.com

SHANE MAHVI
(206) 336-5338
smahvi@andoverco.com